

Template Times

The Procrastinating Quilters Guild Newsletter

April 2021

Seville Recreation Center (Rec Hall), 2640 Seville Blvd., Clearwater, FL

PQ website: procrastinatingquilters.com

PQ Facebook page: <https://www.facebook.com/groups/469944486465125/>

2021 Officers and Committee Chairs:

President

Judy Wedekind

Vice President

Michelle Reinhard

Secretary

Paula Riccio

Treasurer

Robin VanScoy

Audit

Janet Jensen

Community Outreach

Gale Pittman (Chair)

Fifty/Fifty

On Hold

Historian

On Hold

Membership

Maggie Stokes



2021 President's Message (Judy Wedekind)

April Meeting, Thursday the 15th at 7:00 pm via Zoom.

Wow, it is April already, where has the time gone?! Personally, I've gotten a few things almost completed from my UFO list, projects cut, and am ready for spring allergy season to be over!

Mystery Quilt (2021)*Robin VanScoy***Newsletter Editor***Diane Friedman***Nominating Committee***Penny Black***Parliamentarian***Penny Black***Party Coordinator***Michelle Reinhard***Party Blocks***On Hold***Program Chair***Karen Bishea***Quilt Show Liaison***Paige Rapson***Retreat Planners (2021)***Judy Wedekind***Sunshine***Paula Riccio***Website***Donna McCain*

2021 President's Message *(continued)*

Zoom calls: Being on internet/video conference calls all day for work, I long for the day when we can meet in person safely. Going forward, the Zoom link will be posted on our private Facebook page as an event and I will email it out from the PQ Google account. I know it may be easy to grab from a newsletter, however that opens us up to 'Zoom-bombing' since our Website is open to the public. Non-members can reach us via email and we have some control who access our meetings.

2021 President's Challenge: 2 Color project of your choice. Since this is my 2nd role as a PQ executive board member, 2 colors it is. Rules are simple:

1. Make a quilt or your favorite item from only 2 colors, (Cream and Blue), not 3 colors (Red, Pewter and Black). The colors can have various depths of your 2 color choices, lights, mediums and/or darks of each color. Backing and Binding not included in the 2-color choice.
2. Size – up to you. Make it as big or little as you want.
3. Project must be finished and have label.
4. Reveal at December Winter Gathering – hopefully in person
5. Questions – ask me!

Peace, Love, Quilting and Coffee!

Judy Wedekind

Letters from the Editor's Husband

Hello,

My name is Fred Friedman, and this is my 4th monthly column and this month I have some good and bad news,

For those of you that are going to the Retreat, HAVE FUN!!!! That's the good news.

Since I am a guy, I CAN'T go!!!! That's the bad news. Have FUN anyway. And remind my wife that she has to behave herself, even though I am not around to control things.

Contact Diane at diane@QuiltingElegance.com, or call her at 727-709-8551.

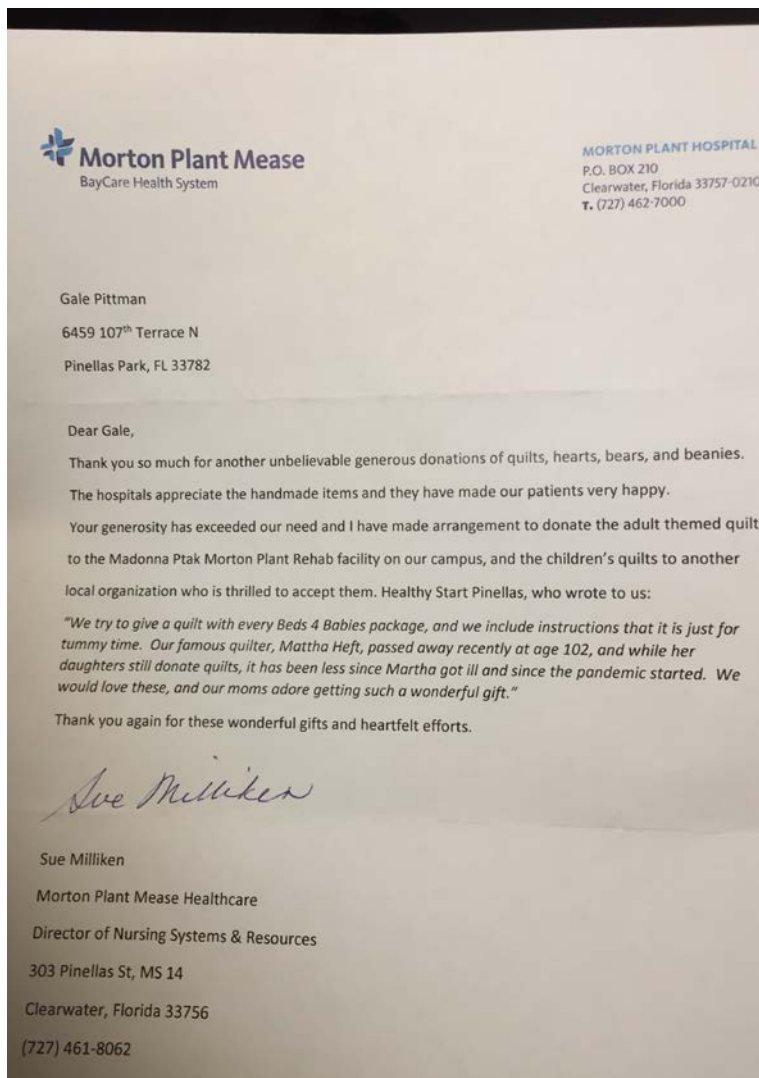
Community Outreach (Gale Pittman, Chair)


It seems as though we have stocked the hospitals with baby quilts. They still need things for the rehab center, so that would mean men's or women's designs for lap robes or bed covers. The hospitals still appreciate the hearts.

I will be working with Healthy Start of Pinellas. They had a quilter that sewed for them until she recently passed at 102 years old. I told Healthy Start we could help with baby quilts. They would like 40x40 or 40x50 inch sizes for their quilts so they can use them for a longer period of time. This group does a lot of support and education with the moms about taking care of their babies. It is funded through the state for their operating expenses.

I think that this will be a good group for us to work with. Here is a copy of the letter from the group.

Gale Pittman





PQ Retreat 2021 (Judy Wedekind)

Wooooo Hooooo!!! PQ Retreat is this month, April 29th – May 2nd. A couple of quick reminders:

1. Those who have overpaid, I will initiate partial refunds after final headcount of attendees closer to the end of the month, so we only do this once. 😊
2. Limit number of attendees to no more than 18, current head count is 13 – contact me if you are interested in going!
3. Reservation of Hotel Room – only one person from each room should make the reservation
 - a. Room - 2 Queen Beds: \$99.00 + 13% tax per night = \$335.61
 - b. Suite - 2 Double/Queen: \$119.00 + 13%tax per night = \$403.41
 - c. Check-in April 23, 2020 at 3:00 pm / Check-out April 26, 2020 at 12:00 pm
4. Reservation link, cutoff date is **April 15, 2021**:
https://hamptoninn.hilton.com/en/hp/groups/personalized/T/TPAOMHX-PQG-20210429/index.jhtml?WT.mc_id=POG
5. Refunds must be in writing, submitted to me no later than **April 10, 2021**
6. The sewing room opens at Noon on April 29th!

Any questions, please contact Judy Wedekind

Retreat packing list

~label things with your name that might get mixed up with others, like rotary cutters, rulers, and extension cords~

Sewing machine stuff

- Sewing machine, recently cleaned and oiled + manual if needed
- Foot pedal and power cord**
- Extension cord and power bar
- All the machine feet you might need: ¼" foot, all-purpose foot, walking foot, free motion foot, zipper foot, topstitch foot, applique foot
- Extra machine needles, specialty needles if needed
- Lots of bobbins, pre-wound at home if possible
- Screwdriver
- Lint brush
- Machine oil
- Fabric scraps for testing tension or other issues
- [Optional] Machine extension table
- [Optional] Portable machine table
- [Optional] Chair or chair cushion
- [Optional] Backup sewing machine, especially if yours tends to be temperamental
-
-
-

Projects & tools

- Fabric for your projects, organized into separate bags, and pre-cut at home if possible to save space and sewing time
- Small, fun projects for when your energy starts flagging, like zip pouches or tote bags
- Scraps or a bit of extra background fabric for each project in case of cutting or sewing mistakes
- Handwork project in case you get tired of your machine or it malfunctions
- Instructions or pattern for each project
- Thread for each project
- Notions for each project (zippers, buttons, interfacing, batting, etc.)
- Large scissors
- Small thread snips
- Paper scissors
- Small (12" x 18") or medium (18" x 24") cutting mat
- Rotary cutter + extra blades
- Empty rotary blade box for used blades and used/broken pins and needles
- Several rulers, plus any specialty rulers needed, like triangles or Bloc-Loc.
- Seam ripper
- Little wooden iron
- Tweezers
- Thread catcher and scraps catcher (small fabric buckets work great)
- Pincushion + pins
- Needles and thimble, if doing handwork
- Fabric marking pens or Hera marker
- Measuring tape
- Masking or painter's tape
- Scotch tape
- Elmer's school glue and/or washable glue stick, if needed
- Basting spray or safety pins, batting, quilt backing (if basting)
- A few extra zip-top bags, quart and gallon sizes for bringing home scraps or blocks
- [Optional] Portable ironing board or mat and iron
- [Optional] Ironing spray or starch, like Best Press, packed in double zip-top bags in case of leaks
- [Optional] Design wall (batting, tablecloth, etc.)
- [Optional] Light and magnifier
-
-
-

Other stuff

- Paper, sketchbook, or notebook, pens or pencils and Sharpie, Post-it notes
- Glasses
- Prescriptions, painkillers
- Refillable water bottle
- Hot pack
- Band-aids
- Nail file
- Tissues
- Hand lotion, lip balm
- Layered clothing, including a warm sweater
- Comfortable shoes, slippers, or fuzzy socks
- Snacks to share (some should be at least kind of healthy), and of course chocolate
- Stain remover pen
- Phone and charger, and camera and battery, if you don't have one in your phone
- Maps, coupons, loyalty cards, and money for nearby quilt shops
- Music and headphones, if you need a break or to focus
-
-



April 2021 Birthdays

4/27 – Karen Pieczonka

May 2021 Birthdays

5/6 – Michelle Reinhard
5/12 – Patricia Best
5/25 – Paige Rapson
5/29 – Ela Betancourt



UPCOMING EVENTS

April Meeting Program

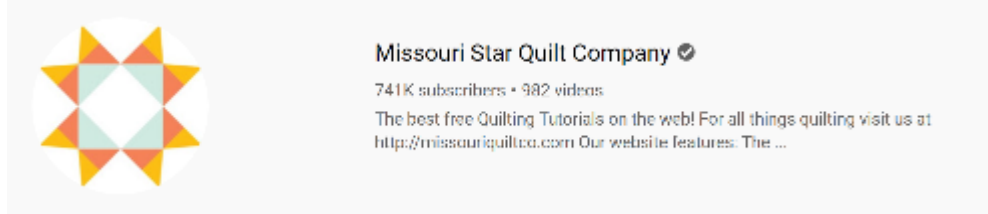
PQ Guild members,

Our April 15 2021 Zoom meeting will have as our guest, a 1-hour quilt discussion with Jenny Doan of MSQ. <https://www.missouriquiltco.com/>

Most of you are aware of the success of Missouri Star quilt YouTube channel with Jenny's inspiring quilt videos. Perhaps you have heard of or even have visited Hamilton Missouri or Quilt Town USA. Hamilton has also been called by Forbes magazine "Disneyland for Quilters". This all due to the vision and entrepreneurial spirit of the Doan family.

The 1-hour with PQ guild will be a guided Q&A session, no Powerpoints. I have been told Jenny is approachable, engaging and talkative in these guild sessions. In order for us to get the most of the time I would like you to submit questions or topics for Jenny. I will be submitting these to her in advance. Your questions can cover a wide range; from her inspirations, quilting techniques, and even quilting business questions.

Please take some time to view some of her free videos on the YouTube:



<https://www.youtube.com/user/MissouriQuiltCo>

We are fortunate to be able to engage Jenny for this PQ Zoom meeting and I hope it will be a special event for all our members.

Karen Bishea

May Meeting Program

QUILTS OF ILLUSIONS

Explore the world of optical illusions with Karen Combs as she shows you some of the wonderful quilts that she has created and shares tricks and tips how to make them. This virtual lecture is a beautiful and inspiring trunk show.

In January 2021 Tracy Park started a **Machine Embroidery Group**. For more information get in touch with Tracy Parks @ tracynurse@gmail.com or 727-687-8931.

Join the guild to guild network - **Guilds Across The USA**

Get your guild started using Zoom with training PDFs on Zoom Account Settings, How to Share Screen. Detailed Teacher Checklist and many more. Attend exclusive Special Topic Meetups. Only \$25/yr. per guild. Click [here](#) to read about all the benefits!

Find more upcoming events @ <http://www.floridquiltnetwork.com/newsletters/news231.html>

Interesting Links:

- ❖ The Florida Quilt Network: <http://www.floridaquiltnetwork.com/>
- ❖ Buttermilk Basin: <http://www.buttermilkbasin.com/>
- ❖ Country Quilts and Bears: <http://www.countryquiltsandbears.com/>
- ❖ Craftsy: <https://www.craftsy.com/>
- ❖ Happy Apple Quilts: http://www.happyapplequilts.com/quilt_fabrics
- ❖ Inspire Quilting: <http://inspirequiltingandsewing.com/>
- ❖ Pinterest: <https://www.pinterest.com/>
- ❖ SewCanShe: newsletter@sewcanshe.com
- ❖ Sew'n Wild Oats Quilting Blog: <http://sewnwildoaks.blogspot.com/>
- ❖ Sue Spargo: <http://www.suespargo.com/index.php>
- ❖ Sweet Darling Quilts: <http://www.sweetdarlingquilts.com/index.htm>

Please email all newsletter submissions for the **April** Newsletter to Diane Friedman @ <mailto:diane@QuiltingElegance.com> by midnight, **SUNDAY, April 4th, 2021**

Who are we?



Quilters



What do we want?



More fabric!



What are we going to do with it?



WE DON'T KNOW!



RECIPES



Beef and Broccoli

By Donna McCain

Ingredients

- 1 Broccoli head
- 2 teaspoon sesame oil
- 1 tablespoon oil
- 2 pounds sirloin steak, sliced thinly
- 1 large onion, sliced
- 2 clove garlic, minced
- 2 teaspoon ginger, grated
- 6 tablespoons tamari or soy sauce
- 2 tablespoon hoisin sauce
- 2 tablespoon brown sugar
- 2 teaspoon sambal oelek chili sauce
- 2 tablespoon cornstarch
- 3/4 cup beef broth
- 1/2 cup scallions, sliced

Directions

1. Blanch broccoli florets
2. Heat oil in large sauté pan
3. Sear and brown beef in batches and remove
4. Sweat onions, garlic and ginger
5. Combine 1/2 cup broth, soy sauce, hoisin sauce, brown sugar, chili sauce and add to pan with onions
6. Make cornstarch slurry with remaining broth, slowly add to simmering sauce until desired consistency is reached
7. Add broccoli and return steak to pan
8. Garnish with scallions and serve with rice